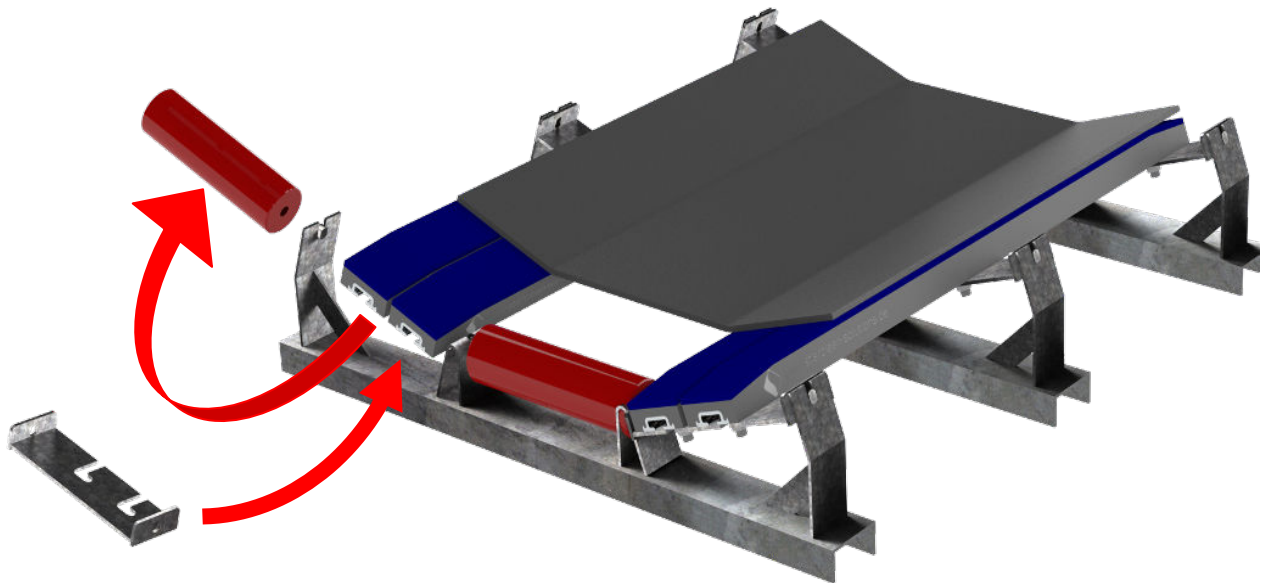


Installation information and questionnaire to **STARCLEAN® - Mounting Adapter for Impact Bars**

To optimise the transfer point sealing of existing belt conveyors, STARCLEAN® - mounting adapters can also be used as an alternative to complete STARCLEAN® impact cradles in conjunction with STARCLEAN® - impact bars for use in existing idler stations, by replacing the existing rollers against the STARCLEAN® - mounting adapters and STARCLEAN® - impact bars mounted on them.

Alternatively, the central rollers can be exchanged for STARCLEAN® mounting brackets with STARCLEAN® impact bars mounted on them.

ATTENTION: The forces acting on the belt, especially in the area of the central rollers, must be taken into account.!!



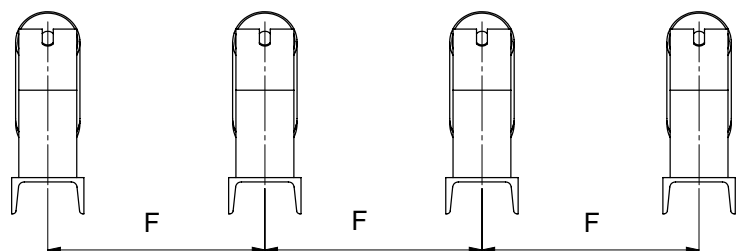
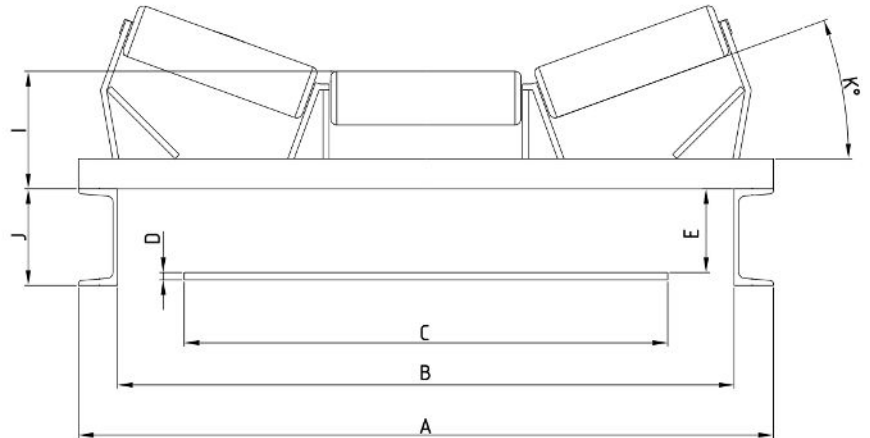
The STARCLEAN® - mounting adapters are manufactured according to the idler dimensions to be replaced by the impact bar system.

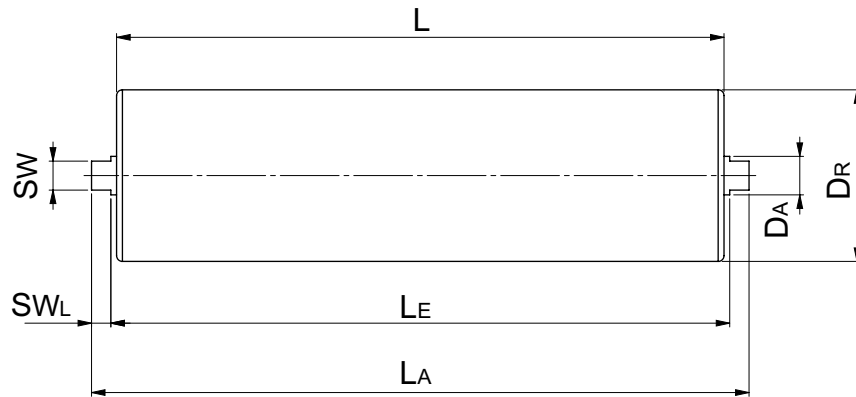
- The number of STARCLEAN® - mounting adapter depends on the number of idler stations.
- The number of STARCLEAN® - impact bars and fasteners depend on the length and diameter of the rollers to be replaced and is determined by Schulte Strathaus GmbH & Co. KG.

The following information is required for the design and correct selection of the appropriate STARCLEAN® mounting adapters.

Customer and conveyor details		
Customer		
Conveyor		
Conveyed material		
Belt speed		m/s
Conveying capacity		t/h
Grain size		mm
Max. Unit weight		kg
Number of idler stations		pcs.
Replacing the side rollers only	<input type="checkbox"/> please tick	
Replacing the side and center rollers	<input type="checkbox"/> please tick	

Dimensions of the conveyor system		
A		mm
B		mm
C		mm
D		mm
E		mm
F		mm
I		mm
J		mm
K		°





Dimensions of the support rollers to be replaced			
Shell length L	Central roller	Side roller	mm
Axle length LA			mm
Mounting length LE (= LA - 2 x WSL)			mm
Idler roller-ø DR			mm
Axle-ø DA			mm
Wrench size x Wrench size length (WS x WSL)	x		mm

Common idler roller shell lengths L and axle lengths LA in mm										
Trough shape	3-parts									
Belt width B	400	500	600	650	800	1000	1200	1400	1600	mm
Shell length L	160/165	200	250	250	315	380	465	530	600	mm
Axle length LA	191	226	276	276	341	406	491	556	632	mm
Mounting length LE	171	202	256	256	321	386	471	536	606	mm
Support roller-ø DR	89 / 108 / 133 / 159									mm
Axle-ø DA	20 / 25 / 30									mm
SW x WSL	15 x 10 / 18 x 10 / 22 x 10									mm

Other dimensions on request

Example for ordering mounting adapters:

Mounting adapters Art.-No. 823-SCMB-89x315-SW15-2xH55-01
 for the installation of two STARCLEAN® impact bars H55 on each side in 3 existing support roller
 stations with 6 rollers ø89x315 mm (outer rollers)

Example for ordering impact bars:

STARCLEAN® - Impact bar type H55 (LxBxH) 1220x100x55 mm
 Art.-No.: 822-IB-55-10-65-L1200 incl. 4 fastener sets M16

Remarks: